



Made to last  
Patented systems

SINCE 2012  
IDEAL SOLAR  
MOUNTING SYSTEM  
FOR FLAT ROOFS

# Technical Sheet


## Ballast 0°

ART.23000.HI



# BALLAST 0°

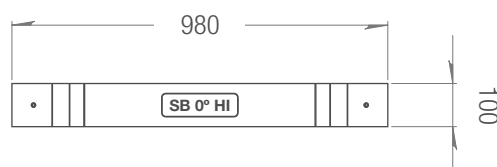
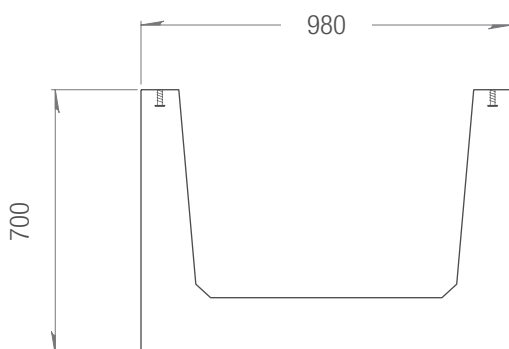
ART. 23000.HI




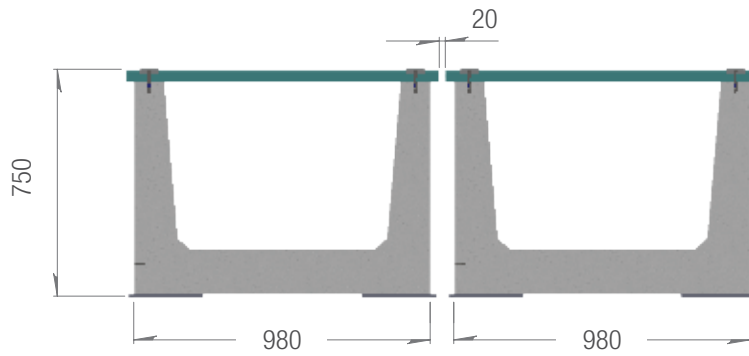
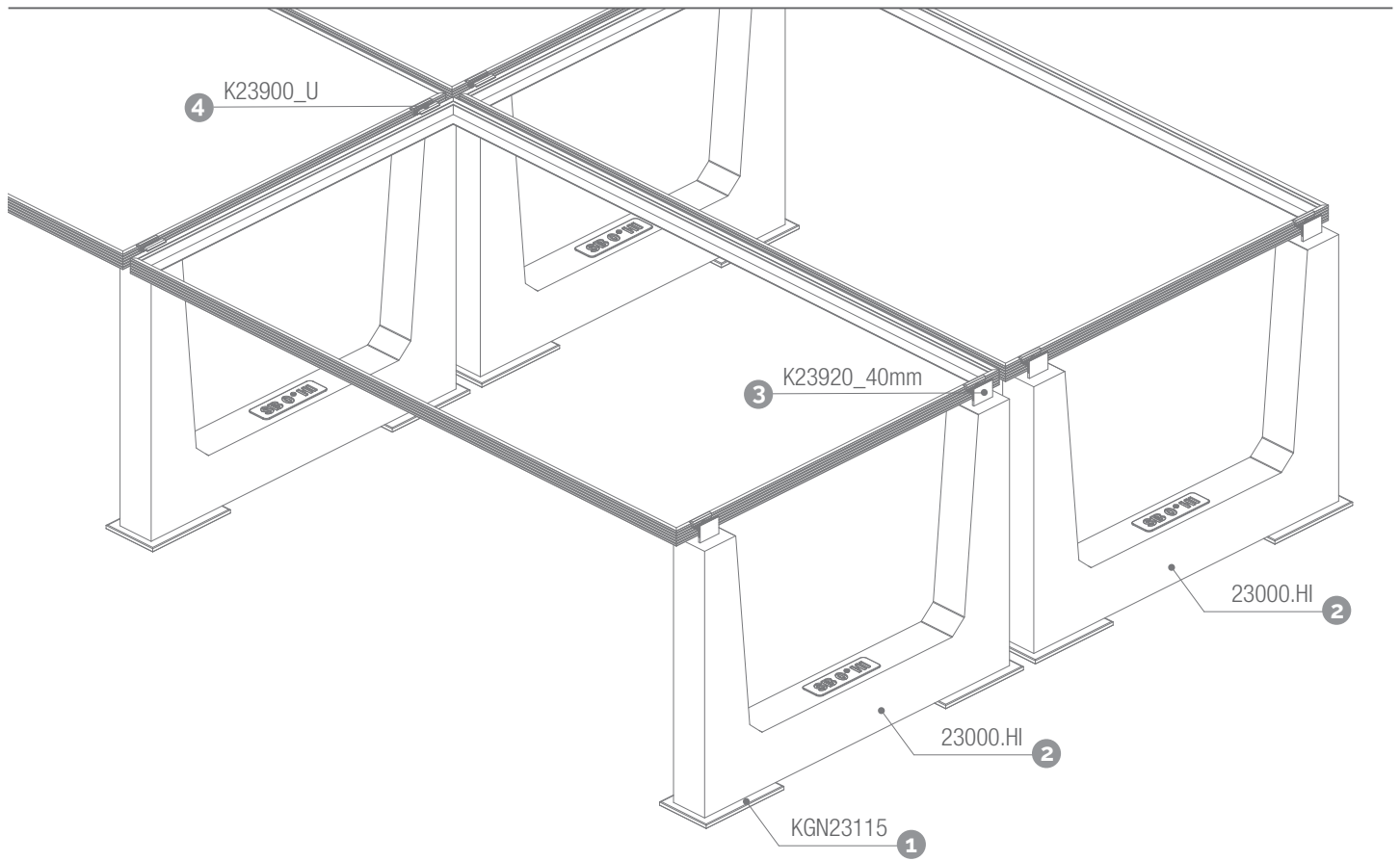
The Single-Row system offers a simple and highly versatile solution: available in a wide range of tilt angles from 0° to 30°, the ballasts allow for mounting of the panels vertically, horizontally, or with an East-West orientation. The mounting system enables flexible modulation of the distance between rows, ensuring an easy and fast installation, even in the presence of roof obstacles.

<b>Tilt angle</b>	0°
<b>Module positioning</b>	Horizontal - Short side / Vertical - Long side
<b>Ballast weight</b>	70 kg
<b>Quantity per pallet</b>	8 pieces
<b>Pallet dimensions</b>	1000x1420x576h mm
<b>Pallet weight</b>	576 kg
<b>Compatible accessories</b>	Sheathing (KGN23115), Universal clamps (K23900/U.50, K23920/U.50), PowerClamp (K23900/PWC.50, 23920/PWC), Junction plate (K23804), U-Block (23015.CRP - 23030.CRP), No-Flex (K23712), Cablowind (CW.CABLOWIND.95 - CW.CABLOWIND.160 - CW.CABLOWIND.185)

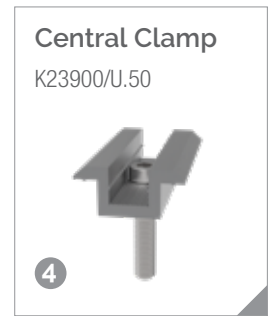

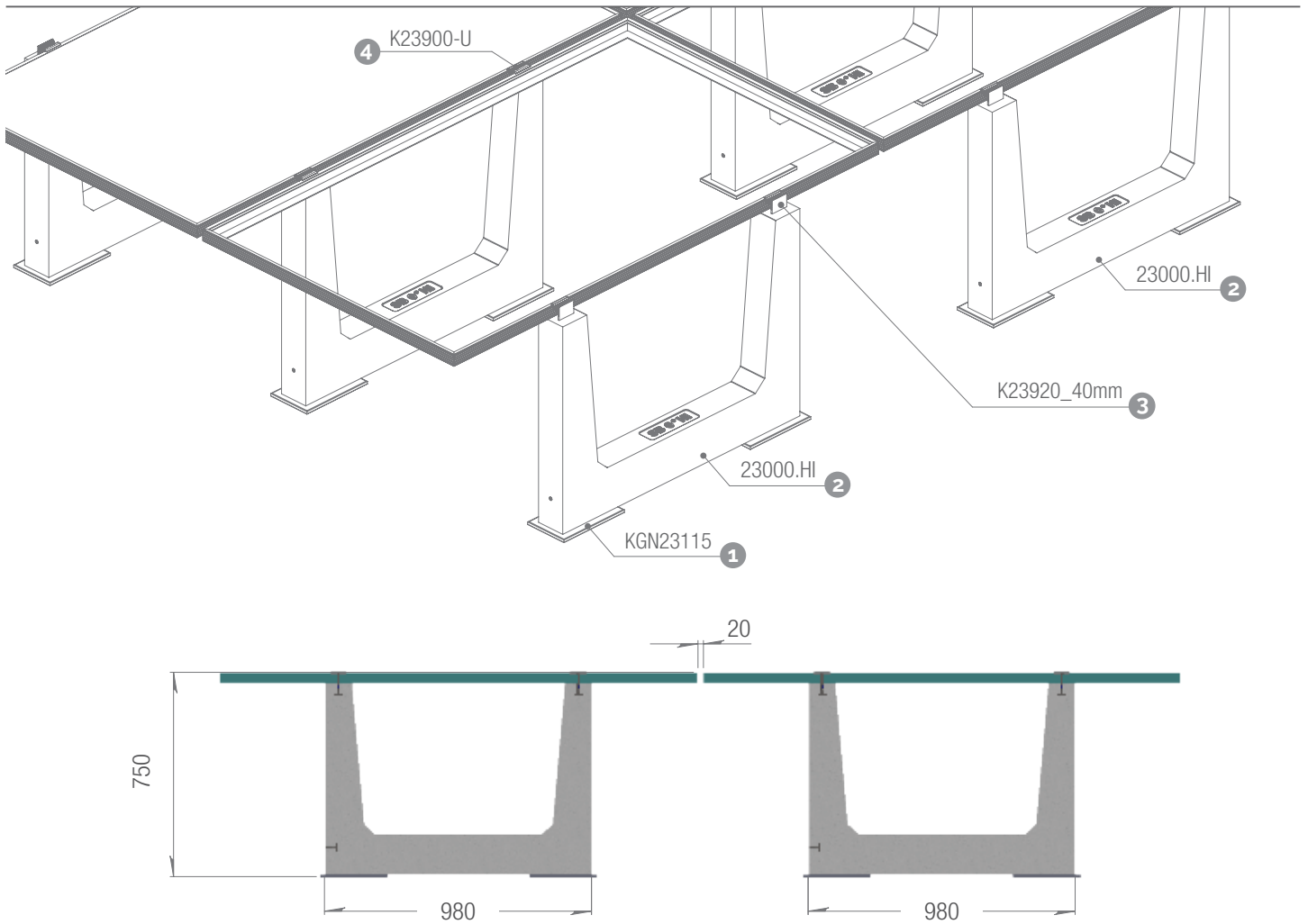
## BALLAST DIMENSIONS



## HORIZONTAL MODULE INSTALLATION - Short Side



## VERTICAL MODULE INSTALLATION - Long Side



### INFO

The distance between the rows is indicative and not binding; it may vary depending on the project.

The measurements are based on the use of a panel with dimensions of 1722mm x 1134mm x 35mm. They vary depending on the size of the panel used.

Follow Sun Ballast®'s assembly instructions.

The dimensions shown in the figure are all expressed in millimeters.

## TECHNICAL CHARACTERISTICS

### Description:

Precast unreinforced concrete ballast.  
(Inside, there is an iron rod to increase mechanical flexibility)

- Exposure class: XC4;
- Strength class: C32/40;
- Minimum cement content: 340 kg/m<sup>3</sup>;
- Fire resistance class: Class 0 (Italian class) A1 (European class with ref. UNI EN 13501-1:2019);
- Maximum H<sub>2</sub>O penetration depth under pressure 500 kPa: 15 mm;
- Maximum H<sub>2</sub>O penetration depth under pressure 500 kPa: 15 mm;
- Weight tolerance: ±5%;
- Measurement: ±5 mm;
- Determination of pullout force of M8 threaded insert embedded in CLS element by direct pulling of M8 threaded bar screwed into it.

Results of the tensile test at 15 KN (1530 kg):

No slipping of the threaded insert;

Fracture of the threaded bar.

BASIC S.R.L Benefit Corporation, in the person of its legal representative, declares that production complies with UNI EN 206 and UNI 11104 standards, instructions, and procedures of the quality management system by UNI EN ISO 9001:2015 with TUV certification.

Any modification made to the product referred to in this declaration without the manufacturer's authorization voids this declaration of technical requirements. The technical characteristics of the product are listed below.





**Made to last**  
Patented systems

## CONTACTS

---

### INFORMATION AND FIRST CONTACT

[info@sunballast.com](mailto:info@sunballast.com)

---

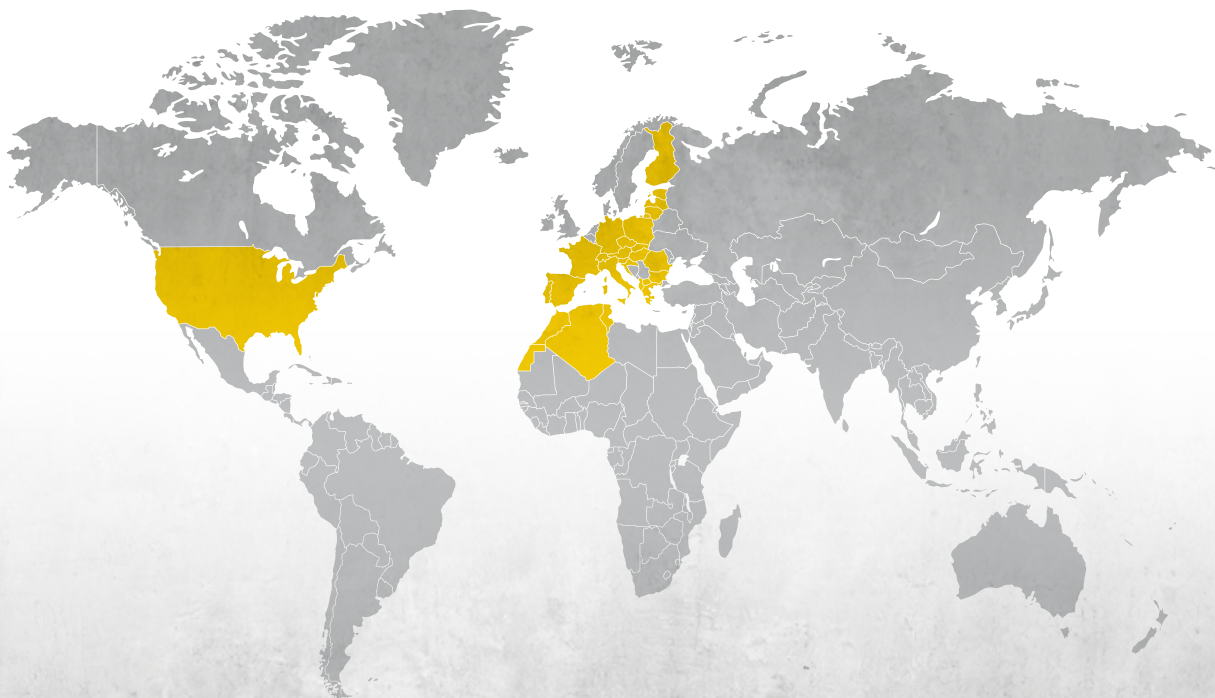
### COMMERCIAL CONSULTING

[commerciale@sunballast.com](mailto:commerciale@sunballast.com)

---

### TECHNICAL SUPPORT

[tecnico@sunballast.com](mailto:tecnico@sunballast.com)



**MADE TO LAST.**

[www.sunballast.com](http://www.sunballast.com)